

(19) World Intellectual Property Organization
International Bureau



(43) International Publication Date
20 February 2003 (20.02.2003)

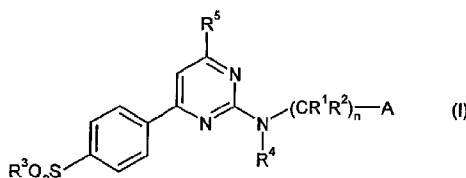
PCT

(10) International Publication Number
WO 03/014091 A1

- (51) International Patent Classification⁷: C07D 239/42, A61K 31/505
- (74) Agent: GIDDINGS, Peter, John; Corporate Intellectual Property, GlaxoSmithKline, 980 Great West Road, Brentford, Middlesex TW8 9GS (GB).
- (21) International Application Number: PCT/GB02/03601
- (22) International Filing Date: 5 August 2002 (05.08.2002)
- (25) Filing Language: English
- (26) Publication Language: English
- (30) Priority Data: 0119477.8 9 August 2001 (09.08.2001) GB
- (71) Applicant (for all designated States except US): GLAXO GROUP LIMITED [GB/GB]; Glaxo Wellcome House, Berkeley Avenue, Greenford, Middlesex UB6 0NN (GB).
- (72) Inventors; and
- (75) Inventors/Applicants (for US only): CARTER, Malcolm, Clive [GB/GB]; GlaxoSmithKline, Gunnels Wood Road, Stevenage, Hertfordshire SG1 2NY (GB). NAYLOR, Alan [GB/GB]; GlaxoSmithKline, Gunnels Wood Road, Stevenage, Hertfordshire SG1 2NY (GB). PAYNE, Jeremy, John [GB/GB]; GlaxoSmithKline, Gunnels Wood Road, Stevenage, Hertfordshire SG1 2NY (GB). PEGG, Neil, Anthony [GB/GB]; GlaxoSmithKline, Gunnels Wood Road, Stevenage, Hertfordshire SG1 2NY (GB).
- (81) Designated States (national): AE, AG, AL, AM, AT, AU, AZ, BA, BB, BG, BR, BY, BZ, CA, CH, CN, CO, CR, CU, CZ, DE, DK, DM, DZ, EC, EE, ES, FI, GB, GD, GE, GH, GM, HR, HU, ID, IL, IN, IS, JP, KE, KG, KP, KR, KZ, LC, LK, LR, LS, LT, LU, LV, MA, MD, MG, MK, MN, MW, MX, MZ, NO, NZ, OM, PI, PL, PT, RO, RU, SD, SE, SG, SI, SK, SL, TJ, TM, TN, TR, TT, TZ, UA, UG, US, UZ, VN, YU, ZA, ZM, ZW.
- (84) Designated States (regional): ARIPO patent (GH, GM, KE, LS, MW, MZ, SD, SL, SZ, TZ, UG, ZM, ZW), Eurasian patent (AM, AZ, BY, KG, KZ, MD, RU, TJ, TM), European patent (AT, BE, BG, CH, CY, CZ, DE, DK, EE, ES, FI, FR, GB, GR, IE, IT, LU, MC, NL, PT, SE, SK, TR), OAPI patent (BF, BJ, CF, CG, CI, CM, GA, GN, GQ, GW, ML, MR, NE, SN, TD, TG).
- Published:
with international search report
- For two-letter codes and other abbreviations, refer to the "Guidance Notes on Codes and Abbreviations" appearing at the beginning of each regular issue of the PCT Gazette.

WO 03/014091 A1

(54) Title: PYRIMIDINE DERIVATIVES AS SELECTIVE INHIBITORS OF COX-2



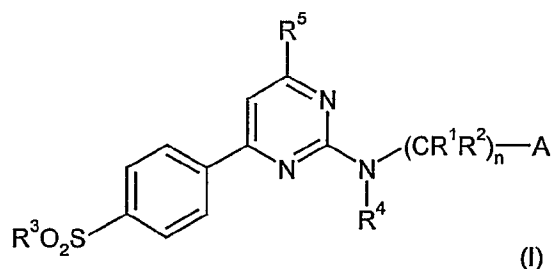
(57) Abstract: Compounds of formula (I) and pharmaceutically acceptable salts thereof are potent and selective inhibitors of COX-2 and are of use in the treatment of the pain, fever, inflammation of a variety of conditions and diseases.

PYRIMIDINE DERIVATIVES AS SELECTIVE INHIBITORS OF COX-2

This invention relates to pyrimidine derivatives, to processes for their preparation, to pharmaceutical compositions containing them and to their use in medicine.

5 The enzyme cyclooxygenase (COX) has recently been discovered to exist in two isoforms, COX-1 and COX-2. COX-1 corresponds to the originally identified constitutive enzyme while COX-2 is rapidly and readily inducible by a number of agents including mitogens, endotoxin, hormones, cytokines and growth factors. Prostaglandins generated by the action of COX have both physiological and pathological roles. It is generally believed that COX-1 is largely responsible for the important physiological functions such as maintenance of gastrointestinal integrity and renal blood flow. In contrast the inducible form, COX-2, is believed to be largely responsible for the pathological effects of prostaglandins where rapid induction of the enzyme occurs in response to such agents as inflammatory agents, hormones, growth factors and cytokines. A selective inhibitor of COX-2 would therefore have anti-inflammatory, anti-pyretic and analgesic properties, without the potential side effects associated with inhibition of COX-1. We have now found a novel group of compounds which are both potent and selective inhibitors of COX-2.

20 The invention thus provides the compounds of formula (I)



and pharmaceutically acceptable salts thereof, in which:

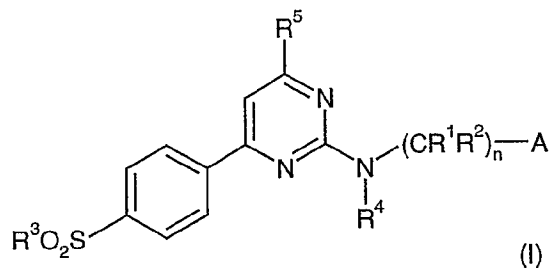
- R¹ and R² are independently selected from H, or C₁₋₆alkyl;
 R³ is selected from the group consisting of C₁₋₆alkyl, NH₂ and R⁶CONH;
 25 R⁴ is H or C₁₋₆alkyl;
 R⁵ is selected from the group consisting of CH₂F, CHF₂, CF₃CH₂, CF₃CHF and CF₃CF₂;

A is a 5- or 6-membered aryl, or a 5- or 6-membered aryl substituted by one or more R⁷;

R⁶ is selected from the group consisting of H, C₁₋₆alkyl, C₁₋₆alkoxy, C₁₋₆alkyloxy, C₁₋₆alkyloxy, phenyl, HO₂CC₁₋₆alkyl, C₁₋₆alkyloxy, C₁₋₆alkyloxy, H₂NC₁₋₆alkyl, C₁₋₆alkyloxy, C₁₋₆alkyloxy and C₁₋₆alkyloxy;

- 5 R⁷ is selected from the group consisting of halogen, C₁₋₆alkyl, C₁₋₆alkyl substituted by one or more F, C₁₋₆alkoxy, C₁₋₆alkoxy substituted by one or more F, SO₂NH₂ or SO₂C₁₋₆alkyl; and
n is 0 or 1 to 4.

- 10 In a further aspect the invention provides the compounds of formula (I)



and pharmaceutically acceptable salts thereof, in which:

- R¹ and R² are independently selected from H, or C₁₋₆alkyl;
R³ is selected from the group consisting of C₁₋₆alkyl, NH₂ and R⁶CONH;
15 R⁴ is H or C₁₋₆alkyl;
R⁵ is selected from the group consisting of CH₂F, CHF₂, CF₃CH₂, CF₃CHF and CF₃CF₂;
A is a 5- or 6-membered aryl, or a 5- or 6-membered aryl substituted by one or more R⁷;
20 R⁶ is selected from the group consisting of H, C₁₋₆alkyl, C₁₋₆alkoxy, C₁₋₆alkyloxy, C₁₋₆alkyloxy, phenyl, HO₂CC₁₋₆alkyl, C₁₋₆alkyloxy, C₁₋₆alkyloxy, H₂NC₁₋₆alkyl, C₁₋₆alkyloxy, C₁₋₆alkyloxy and C₁₋₆alkyloxy;
R⁷ is selected from the group consisting of halogen, C₁₋₆alkyl, C₁₋₆alkyl substituted by one or more F, C₁₋₆alkoxy, C₁₋₆alkoxy substituted by one or more
25 F, SO₂NH₂ or SO₂C₁₋₆alkyl; and
n is 1 to 4.

Suitable pharmaceutically acceptable salts include acid addition salts formed with the amine functionality NR⁴(CR¹R²)_n-A. Pharmaceutically acceptable salts

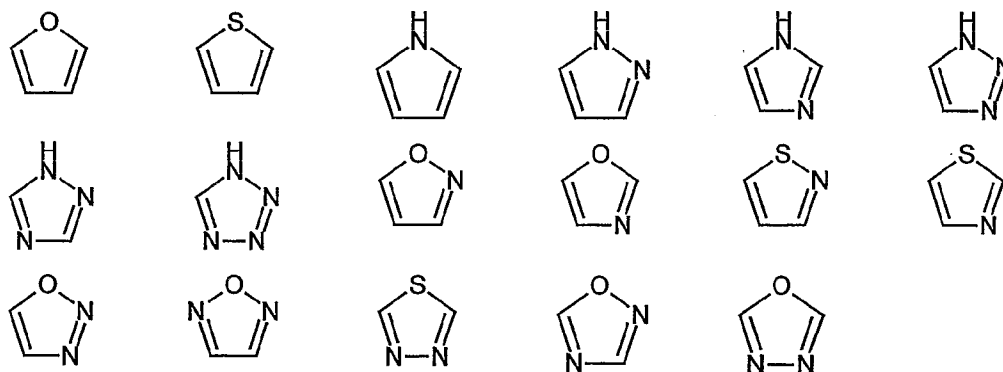
include those described by Berge, Bighley and Monkhouse, J. Pharm. Sci., 1977, 66, 1-19. Such salts may be formed from inorganic and organic acids. Representative examples thereof include maleic, fumaric, benzoic, ascorbic, pamoic, succinic, bismethylenesalicylic, methanesulfonic, p-toluenesulfonic, ethanedisulfonic, acetic, propionic, tartaric, salicylic, citric, gluconic, aspartic, stearic, palmitic, itaconic, glycolic, p-aminobenzoic, glutamic, taurocholic, benzenesulfonic, hydrochloric, hydrobromic, sulfuric, cyclohexylsulfamic, phosphoric and nitric acids.

It will be appreciated that, for pharmaceutical use, the salts referred to above will be the physiologically acceptable salts, but other salts may find use, for example in the preparation of compounds of formula (I) and the physiologically acceptable salts thereof.

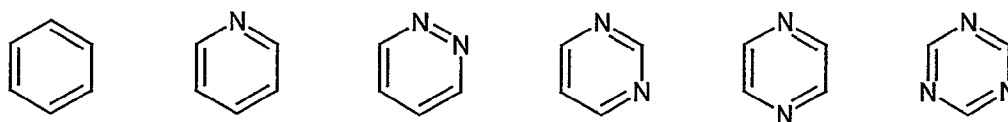
The term halogen is used to represent fluorine, chlorine, bromine or iodine.

The term 'alkyl' as a group or part of a group means a straight or branched chain alkyl group, for example a methyl, ethyl, n-propyl, i-propyl, n-butyl, s-butyl or t-butyl group.

The term 5-membered aryl means an aryl selected from the following:



The term 6-membered aryl means aryl selected from:



It will be appreciated by those skilled in the art that when R^1 and R^2 in formula (I) are different the corresponding compounds contain at least one chiral centre, by virtue of the asymmetric carbon atom defined thereby, and that such compounds exist in the form of a pair of optical isomers (i.e. enantiomers).

- 5 It is to be understood that the present invention encompasses all isomers of the compounds of formula (I) and their pharmaceutically acceptable derivatives, including all geometric, tautomeric and optical forms, and mixtures thereof (e.g. racemic mixtures).

In one aspect of the invention R^1 and R^2 are both H.

- 10 In another aspect of the invention R^3 is C_{1-6} alkyl, such as C_{1-3} alkyl (e.g. methyl).

In another aspect of the invention R^4 is H or C_{1-3} alkyl, such as methyl.

In another aspect of the invention R^5 is CH_2F or CHF_2 .

In another aspect of the invention R^6 is selected from the group consisting of C_{1-6} alkyl (e.g. ethyl), phenyl or aminomethyl.

- 15 In another aspect of the invention A is selected from



In another aspect of the invention R^7 is halogen (e.g. F) or C_{1-6} alkoxy, such as C_{1-3} alkoxy (e.g. methoxy).

In another aspect of the invention n is 1 to 3 (e.g. 1).

- 20 In another aspect the invention provides the following compound:
4-[4-(methylsulfonyl)phenyl]-N-(phenylmethyl)-6-(fluoromethyl)pyrimidin-2-amine.

It is to be understood that the invention covers all combinations of particular aspects of the invention as described hereinabove.

Since the compounds of the present invention, in particular compounds of formula (I), are intended for use in pharmaceutical compositions, it will be understood that they are each provided in substantially pure form, for example at least 50% pure, more suitably at least 75% pure and preferably at least 95% pure (% are on a wt/wt basis). Impure preparations of the compound of formula (I) may be used for preparing the more pure forms used in pharmaceutical compositions. Although the purity of intermediate compounds of the present invention is less critical, it will be readily understood that the substantially pure form is preferred as for the compounds of formula (I). Preferably, whenever possible, the compounds of the present invention are available in crystalline form.

When some of the compounds of this invention are allowed to crystallise or are recrystallised from organic solvents, solvent of recrystallisation may be present in the crystalline product. This invention includes within its scope such solvates. Similarly, some of the compounds of this invention may be crystallised or recrystallised from solvents containing water. In such cases water of hydration may be formed. This invention includes within its scope stoichiometric hydrates as well as compounds containing variable amounts of water that may be produced by processes such as lyophilisation. In addition, different crystallisation conditions may lead to the formation of different polymorphic forms of crystalline products. This invention includes within its scope all the polymorphic forms of the compounds of formula (I).

Compounds of the invention are potent and selective inhibitors of COX-2. This activity is illustrated by their ability to selectively inhibit COX-2 over COX-1.

In view of their selective COX-2 inhibitory activity, the compounds of the present invention are of interest for use in human and veterinary medicine, particularly in the treatment of the pain (both chronic and acute), fever and inflammation of a variety of conditions and diseases mediated by COX-2. Such conditions and diseases are well known in the art and include rheumatic fever; symptoms associated with influenza or other viral infections, such as the common cold; lower back and neck pain; headache; toothache; sprains and strains; myositis; sympathetically maintained pain; synovitis; arthritis, including rheumatoid arthritis; degenerative joint diseases, including osteoarthritis; gout and ankylosing spondylitis; tendinitis; bursitis; skin related conditions, such as

psoriasis, eczema, burns and dermatitis; injuries, such as sports injuries and those arising from surgical and dental procedures.

5 The compounds of the invention are also useful for the treatment of neuropathic pain. Neuropathic pain syndromes can develop following neuronal injury and the resulting pain may persist for months or years, even after the original injury has healed. Neuronal injury may occur in the peripheral nerves, dorsal roots, spinal cord or certain regions in the brain. Neuropathic pain syndromes are traditionally classified according to the disease or event that precipitated them. Neuropathic pain syndromes include: diabetic neuropathy; sciatica; non-specific
10 lower back pain; multiple sclerosis pain; fibromyalgia; HIV-related neuropathy; neuralgia, such as post-herpetic neuralgia and trigeminal neuralgia; and pain resulting from physical trauma, amputation, cancer, toxins or chronic inflammatory conditions. These conditions are difficult to treat and although several drugs are known to have limited efficacy, complete pain control is rarely
15 achieved. The symptoms of neuropathic pain are incredibly heterogeneous and are often described as spontaneous shooting and lancinating pain, or ongoing, burning pain. In addition, there is pain associated with normally non-painful sensations such as "pins and needles" (paraesthesias and dysesthesias), increased sensitivity to touch (hyperesthesia), painful sensation following
20 innocuous stimulation (dynamic, static or thermal allodynia), increased sensitivity to noxious stimuli (thermal, cold, mechanical hyperalgesia), continuing pain sensation after removal of the stimulation (hyperpathia) or an absence of or deficit in selective sensory pathways (hypoalgesia).

25 The compounds of the invention are also useful for the treatment of other conditions mediated by COX-2.

30 For example, the compounds of the invention inhibit cellular and neoplastic transformation and metastatic tumour growth and hence are useful in the treatment of certain cancerous diseases, such as colonic cancer and prostate cancer. The compounds of the invention are also useful in reducing the number of adenomatous colorectal polyps and thus reduce the risk of developing colon cancer. The compounds of the invention are also useful in the treatment of cancer associated with overexpression of HER-2/neu, in particular breast cancer.

Compounds of the invention also prevent neuronal injury by inhibiting the generation of neuronal free radicals (and hence oxidative stress) and therefore are of use in the treatment of stroke; epilepsy; and epileptic seizures (including grand mal, petit mal, myoclonic epilepsy and partial seizures).

- 5 Compounds of the invention also inhibit prostanoid-induced smooth muscle contraction and hence are of use in the treatment of dysmenorrhoea and premature labour.

10 Compounds of the invention are also useful in the treatment of liver disease, such as inflammatory liver disease, for example chronic viral hepatitis B, chronic viral hepatitis C, alcoholic liver injury, primary biliary cirrhosis, autoimmune hepatitis, nonalcoholic steatohepatitis and liver transplant rejection.

15 Compounds of the invention inhibit inflammatory processes and therefore are of use in the treatment of asthma, allergic rhinitis and respiratory distress syndrome; gastrointestinal conditions such as inflammatory bowel disease, Crohn's disease, gastritis, irritable bowel syndrome and ulcerative colitis; and the inflammation in such diseases as vascular disease, migraine, periarteritis nodosa, thyroiditis, aplastic anaemia, Hodgkin's disease, scleroderma, type I diabetes, myasthenia gravis, multiple sclerosis, sarcoidosis, nephrotic syndrome, Bechet's syndrome, polymyositis, gingivitis, conjunctivitis and myocardial
20 ischemia.

Compounds of the invention are also useful in the treatment of ophthalmic diseases such as retinitis, retinopathies, uveitis and of acute injury to the eye tissue.

25 Compounds of the invention are also useful for the treatment of cognitive disorders such as dementia, particularly degenerative dementia (including senile dementia, Alzheimer's disease, Pick's disease, Huntington's chorea, Parkinson's disease and Creutzfeldt-Jakob disease), and vascular dementia (including multi-infarct dementia), as well as dementia associated with intracranial space occupying lesions, trauma, infections and related conditions (including HIV
30 infection), metabolism, toxins, anoxia and vitamin deficiency; and mild cognitive impairment associated with ageing, particularly Age Associated Memory Impairment.

Compounds of the invention are also useful in the treatment of disorders ameliorated by a gastroprokinetic agent. Disorders ameliorated by gastroprokinetic agents include ileus, for example post-operative ileus and ileus during sepsis; gastroesophageal reflux disease (GORD, or its synonym GERD);
5 gastroparesis, such as diabetic gastroparesis; and other functional bowel disorders, such as non-ulcerative dyspepsia (NUD) and non-cardiac chest pain (NCCP).

According to a further aspect of the invention, we provide a compound of formula (I) or a pharmaceutically acceptable salt thereof for use in human or
10 veterinary medicine.

According to another aspect of the invention, we provide a compound of formula (I) or a pharmaceutically acceptable salt thereof for use in the treatment of a condition which is mediated by COX-2.

According to a further aspect of the invention, we provide a method of treating a
15 human or animal subject suffering from a condition which is mediated by COX-2 which comprises administering to said subject an effective amount of a compound of formula (I) or a pharmaceutically acceptable salt.

According to a further aspect of the invention, we provide a method of treating a
20 human or animal subject suffering from an inflammatory disorder, which method comprises administering to said subject an effective amount of a compound of formula (I) or a pharmaceutically acceptable salt thereof.

According to another aspect of the invention, we provide the use of a compound of formula (I) or a pharmaceutically acceptable salt thereof for the manufacture of a therapeutic agent for the treatment of a condition which is mediated by
25 COX-2.

According to another aspect of the invention, we provide the use of a compound of formula (I) or a pharmaceutically acceptable salt thereof for the manufacture of a therapeutic agent for the treatment of an inflammatory disorder.

It is to be understood that reference to treatment includes both treatment of
30 established symptoms and prophylactic treatment, unless explicitly stated otherwise.

It will be appreciated that the compounds of the invention may advantageously be used in conjunction with one or more other therapeutic agents. Examples of suitable agents for adjunctive therapy include a 5HT₁ agonist, such as a triptan (e.g. sumatriptan or naratriptan); an adenosine A1 agonist; an EP ligand (e.g. an EP4 antagonist); an NMDA modulator, such as a glycine antagonist; a sodium channel blocker (e.g. lamotrigine); a substance P antagonist (e.g. an NK₁ antagonist); a cannabinoid; acetaminophen or phenacetin; a 5-lipoxygenase inhibitor; a leukotriene receptor antagonist; a DMARD (e.g. methotrexate); gabapentin and related compounds; a tricyclic antidepressant (e.g. amitriptylline); a neurone stabilising antiepileptic drug; a mono-aminergic uptake inhibitor (e.g. venlafaxine); a matrix metalloproteinase inhibitor; a nitric oxide synthase (NOS) inhibitor, such as an iNOS or an nNOS inhibitor; an inhibitor of the release, or action, of tumour necrosis factor α ; an antibody therapy, such as a monoclonal antibody therapy; an antiviral agent, such as a nucleoside inhibitor (e.g. lamivudine) or an immune system modulator (e.g. interferon); an opioid analgesic; a local anaesthetic; a stimulant, including caffeine; an H₂-antagonist (e.g. ranitidine); a proton pump inhibitor (e.g. omeprazole); an antacid (e.g. aluminium or magnesium hydroxide); an antifatulent (e.g. simethicone); a decongestant (e.g. phenylephrine, phenylpropanolamine, pseudoephedrine, oxymetazoline, epinephrine, naphazoline, xylometazoline, propylhexedrine, or levo-desoxyephedrine); an antitussive (e.g. codeine, hydrocodone, carmiphen, carbetapentane, or dextromethorphan); a diuretic; or a sedating or non-sedating antihistamine. It is to be understood that the present invention covers the use of a compound of formula (I) or a pharmaceutically acceptable salt thereof in combination with one or more other therapeutic agents.

The compounds of formula (I) and their pharmaceutically acceptable salts are conveniently administered in the form of pharmaceutical compositions. Thus, in another aspect of the invention, we provide a pharmaceutical composition comprising a compound of formula (I) or a pharmaceutically acceptable salt thereof adapted for use in human or veterinary medicine. Such compositions may conveniently be presented for use in conventional manner in admixture with one or more physiologically acceptable carriers or excipients.

The compounds of formula (I) and their pharmaceutically acceptable salts may be formulated for administration in any suitable manner. They may, for example, be formulated for topical administration or administration by inhalation or, more

preferably, for oral, transdermal or parenteral administration. The pharmaceutical composition may be in a form such that it can effect controlled release of the compounds of formula (I) and their pharmaceutically acceptable salts.

5 For oral administration, the pharmaceutical composition may take the form of, for example, tablets (including sub-lingual tablets), capsules, powders, solutions, syrups or suspensions prepared by conventional means with acceptable excipients.

10 For transdermal administration, the pharmaceutical composition may be given in the form of a transdermal patch, such as a transdermal iontophoretic patch.

For parenteral administration, the pharmaceutical composition may be given as an injection or a continuous infusion (e.g. intravenously, intravascularly or subcutaneously). The compositions may take such forms as suspensions, solutions or emulsions in oily or aqueous vehicles and may contain formulatory agents such as suspending, stabilising and/or dispersing agents. For administration by injection these may take the form of a unit dose presentation or as a multidose presentation preferably with an added preservative.

15

Alternatively for parenteral administration the active ingredient may be in powder form for reconstitution with a suitable vehicle.

20 The compounds of the invention may also be formulated as a depot preparation. Such long acting formulations may be administered by implantation (for example subcutaneously or intramuscularly) or by intramuscular injection. Thus, for example, the compounds of the invention may be formulated with suitable polymeric or hydrophobic materials (for example as an emulsion in an acceptable oil) or ion exchange resins, or as sparingly soluble derivatives, for example, as a sparingly soluble salt.

25

As stated above, the compounds of the invention may also be used in combination with other therapeutic agents. The invention thus provides, in a further aspect, a combination comprising a compound of formula (I) or a pharmaceutically acceptable salt thereof together with a further therapeutic agent.

30

The combinations referred to above may conveniently be presented for use in the form of a pharmaceutical formulation and thus pharmaceutical formulations comprising a combination as defined above together with a pharmaceutically acceptable carrier or excipient comprise a further aspect of the invention. The individual components of such combinations may be administered either sequentially or simultaneously in separate or combined pharmaceutical formulations.

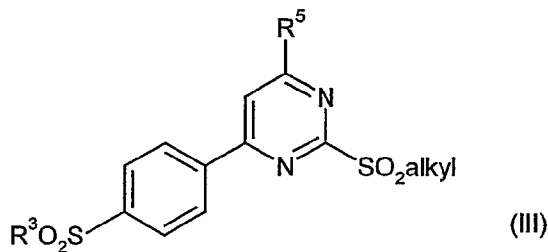
When a compound of formula (I) or a pharmaceutically acceptable salt thereof is used in combination with a second therapeutic agent active against the same disease state the dose of each compound may differ from that when the compound is used alone. Appropriate doses will be readily appreciated by those skilled in the art.

A proposed daily dosage of a compound of formula (I) for the treatment of man is 0.01mg/kg to 500mg/kg, such as 0.05mg/kg to 100mg/kg, e.g. 0.1mg/kg to 50mg/kg, which may be conveniently administered in 1 to 4 doses. The precise dose employed will depend on the age and condition of the patient and on the route of administration. Thus, for example, a daily dose of 0.25mg/kg to 10mg/kg may be suitable for systemic administration.

Compounds of formula (I) and pharmaceutically acceptable salts thereof may be prepared by any method known in the art for the preparation of compounds of analogous structure.

Compounds of formula (I) and pharmaceutically acceptable salts thereof may be prepared by a process which comprises:

reacting an amine $\text{HNR}^4(\text{CR}^1\text{R}^2)_n\text{-A}$ of formula (II) or a protected derivative thereof with a compound of formula (III)



and thereafter and if necessary,

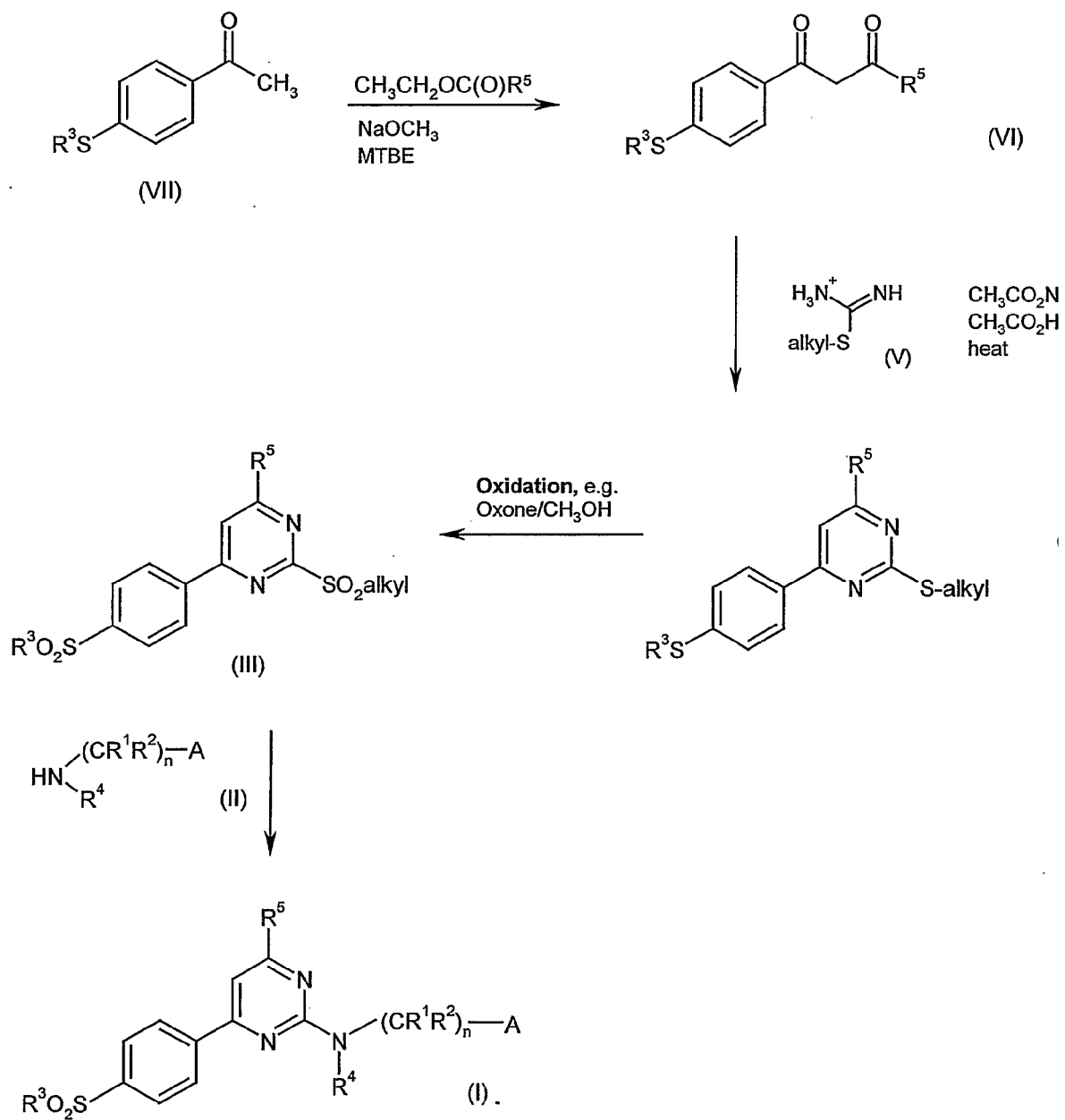
interconverting a compound of formula (I) into another compound of formula (I);
and/or

deprotecting a protected derivative of a compound of formula (I).

5 The overall synthesis of a compound of formula (I) is shown in Scheme 1 below
in which, R^1 , R^2 , R^4 , R^5 , n and A are as defined in formula (I) above unless
otherwise stated, R^3 is C_{1-6} alkyl; MTBE is methyl t-butyl ether; and alkyl is a
straight or branched chain alkyl group, for example a methyl, ethyl, n-propyl, i-
propyl, n-butyl, s-butyl or t-butyl group.

10 Referring to Scheme 1, the treatment of compounds of formula (III) with an
amine of formula (II) is conveniently carried out in a solvent, such as nitrile (e.g.
methylnitrile) and at elevated temperature (e.g. from about 50°C to reflux). An
excess of the amine may be used in place of the solvent.

Scheme 1



5

Alternatively, the treatment of compounds of formula (III) with an amine of formula (II) is conveniently carried out in a solvent, such as a tertiary amine

(e.g. NMP), and at between ambient and elevated temperature (e.g. ambient temperature). Use of, for example, NMP as solvent has the advantage that after completion of the reaction the desired compound of formula (I) may be precipitated from the reaction mixture by the addition of water, allowing for easier isolation and purification.

5

Conveniently the oxidation shown in Scheme 1 is effected using a monopersulfate compound, such as potassium peroxymonosulfate (known as Oxone™) and the reaction is carried out in a solvent, such as an aqueous alcohol, (e.g. aqueous methanol), and at between -78°C and ambient temperature.

10

Alternatively, the oxidation shown in Scheme 1 may be effected using hydrogen peroxide in the presence of catalytic sodium tungstate dihydrate. The reaction may be carried out in a solvent such as acetic acid and at between ambient temperature and reflux (e.g. 50°C).

Referring to Scheme 1, the cyclisation of diones of formula (VI) to give the corresponding pyrimidines of formula (IV) is conveniently carried out employing a thionium salt such as a 2-methyl-2-thiopseudourea sulfate and under reflux.

15

It will be appreciated by those skilled in the art that certain of the procedures described in Scheme 1 for the preparation of compounds of formula (I) or intermediates thereto may not be applicable to some of the possible substituents.

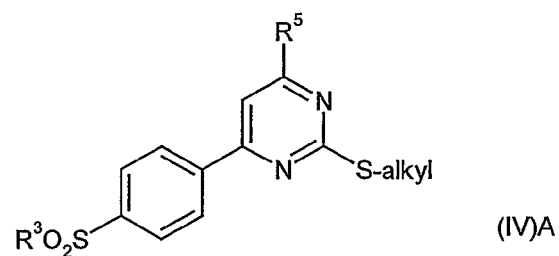
20

It will be further appreciated by those skilled in the art that it may be necessary or desirable to carry out the transformations described in Scheme 1 in a different order from that described, or to modify one or more of the transformations, to provide the desired compound of formula (I).

25

In one variation of Scheme 1 (Scheme 1A), compounds of formula (III) wherein R³ is C₁₋₆alkyl or NH₂ may be prepared by oxidising a compound of formula (IV)A:

15



under oxidation conditions described hereinabove. Compounds of formula (IV)A
may be prepared according to the general procedures of Scheme 1 by
employing sulfonyl derivatives in place of the corresponding sulfide compounds
5 of formulae (VI) and (VII).

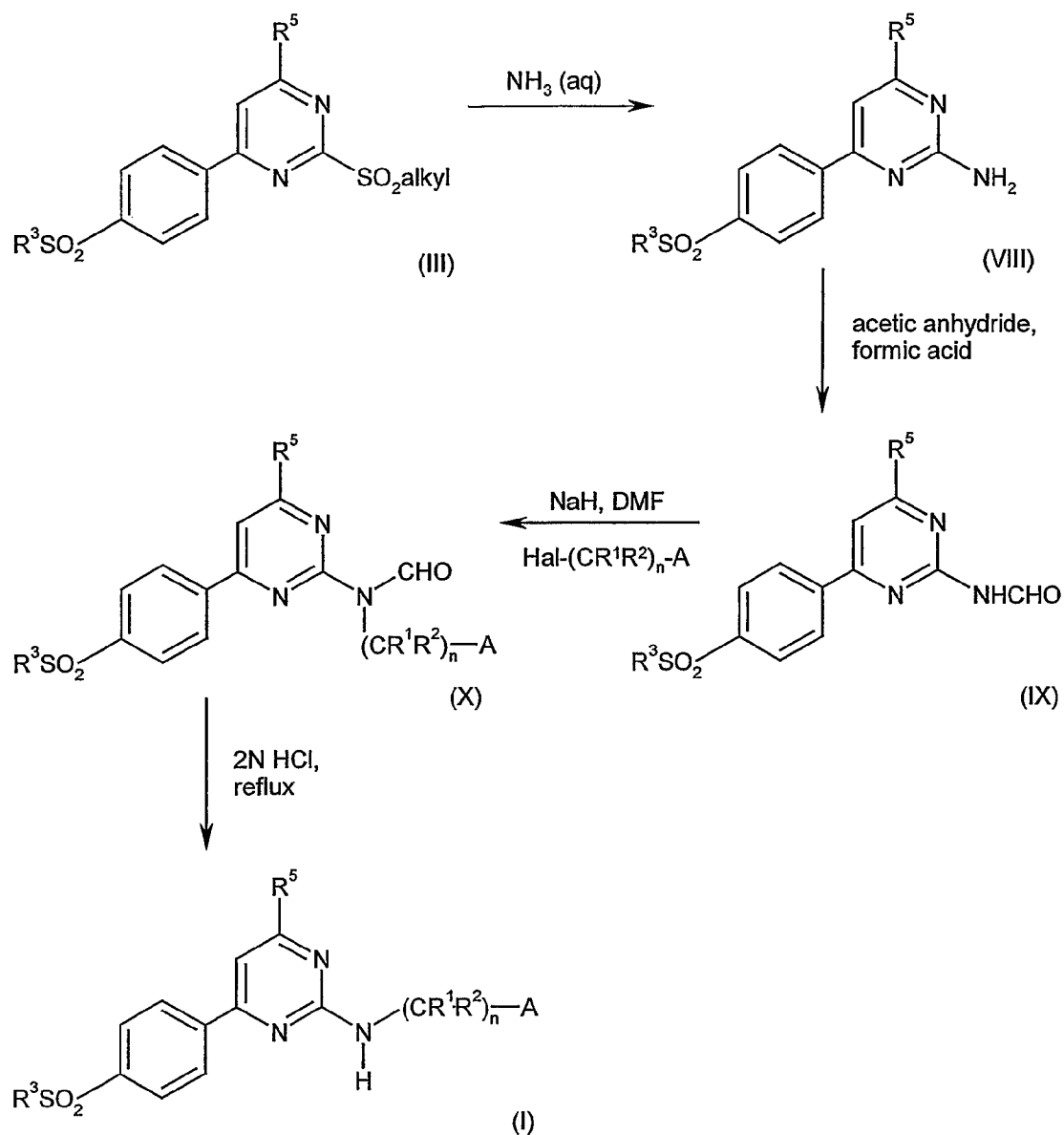
In another variation of scheme 1 (scheme 1B), compounds of formula (I) wherein
R⁴ is H may be prepared from the corresponding formamyl derivative, as
illustrated below.

10

15

20

Scheme 1B



5 It will be appreciated by those skilled in the art that compounds of formula (I) may be prepared by interconversion, utilising other compounds of formula (I) as precursors. Suitable interconversions, such as alkylations, are well known to those skilled in the art and are described in many standard organic chemistry texts, such as 'Advanced Organic Chemistry' by Jerry March, fourth edition (Wiley, 1992), incorporated herein by reference. For example, compounds of

formula (I) wherein R^4 is C_{1-6} alkyl may be prepared by alkylating the corresponding compound of formula (I) wherein R^4 is H.

5 Acylation of compounds of formula (I) wherein R^3 is NH_2 , to provide compounds of formula (I) wherein R^3 is R^6CONH , may be carried out by conventional means, for example by employing conventional acylating agents such as those described in 'Advanced Organic Chemistry', pp 417-424, incorporated herein by reference.

10 As will be appreciated by those skilled in the art it may be necessary or desirable at any stage in the synthesis of compounds of formula (I) to protect one or more sensitive groups in the molecule so as to prevent undesirable side reactions. The protecting groups used in the preparation of compounds of formula (I) may be used in conventional manner. See, for example, those described in 'Protective Groups in Organic Synthesis' by Theodora W Green and Peter G M Wuts, second edition, (John Wiley and Sons, 1991), incorporated herein by reference, which also describes methods for the removal of such groups.

15 Amines of formula (II) are either known compounds or may be prepared by literature methods, such as those described in 'Comprehensive Organic Transformations: a guide to functional group preparations' by Richard Larock (VCH, 1989), incorporated herein by reference.

20 Thioronium salts of formula (V) are either known compounds or may be prepared by literature methods, such as those described in A H Owens *et al*, Eur J Med Chem, 1988, 23(3), 295-300, incorporated herein by reference

Acetophenones of formula (VII) are either known compounds or may be prepared by conventional chemistry.

25 Certain intermediates described above are novel compounds, and it is to be understood that all novel intermediates herein form further aspects of the present invention. Compounds of formulae (III) and (IV) are key intermediates and represent a particular aspect of the present invention.

30 Conveniently, compounds of the invention are isolated following work-up in the form of the free base. Pharmaceutically acceptable acid addition salts of the compounds of the invention may be prepared using conventional means.

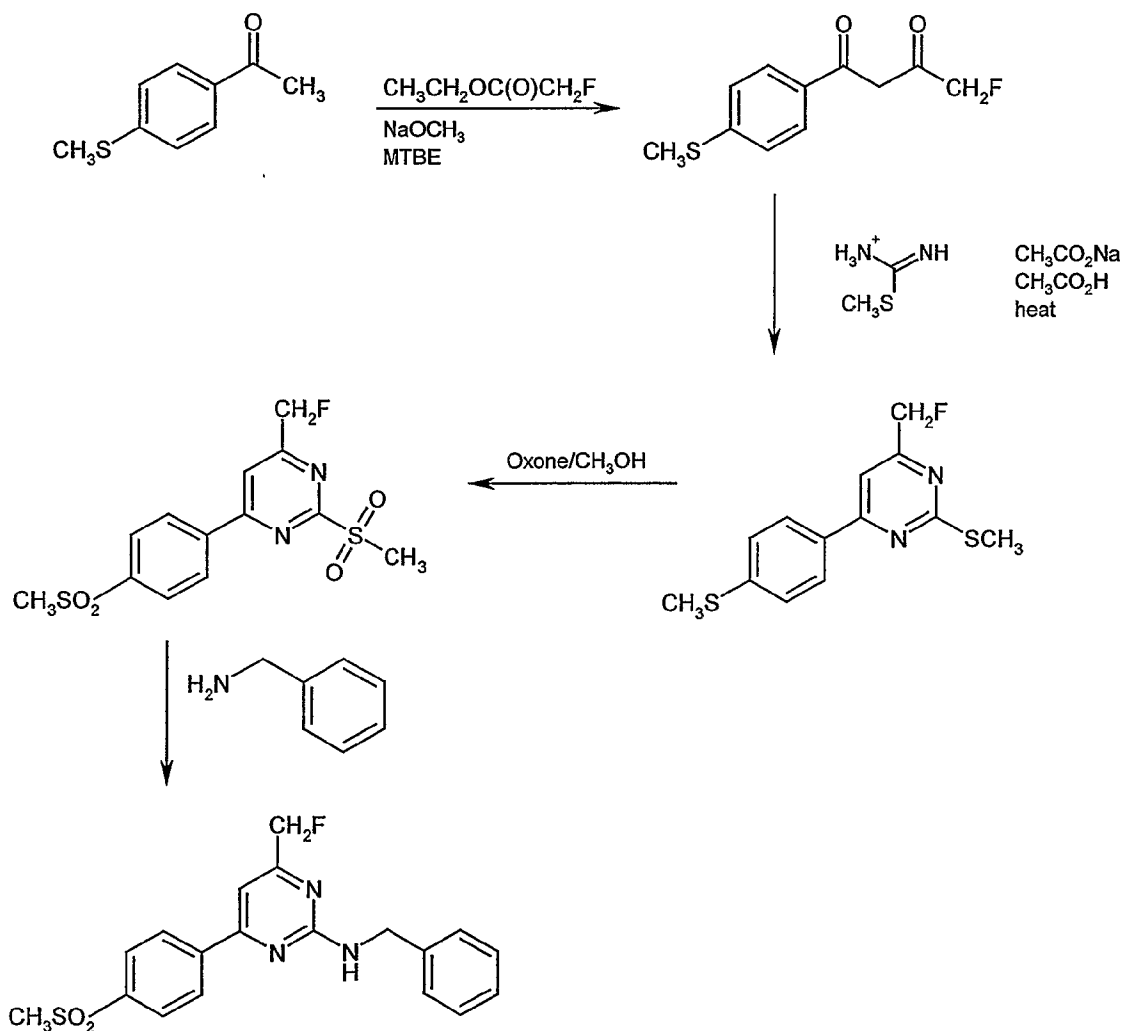
Solvates (e.g. hydrates) of a compound of the invention may be formed during the work-up procedure of one of the aforementioned process steps.

The Example which follows illustrates the invention but does not limit the invention in any way.

5 Example 1

4-[4-(Methylsulfonyl)phenyl]-N-(phenylmethyl)-6-(fluoromethyl)pyrimidin-2-amine

LC/MS: retention time 4.2 min; MH⁺ 372



4-[4-(methylsulfonyl)phenyl]-N-(phenylmethyl)-6-(fluoromethyl)pyrimidin-2-amine

Biological Data

Microsomal Assay

- Inhibitory activity against microsomal h-COX2 was assessed against a microsomal preparation from baculovirus infected SF9 cells. An aliquot of
5 microsomal preparation was thawed slowly on ice and a 1/40,000 dilution prepared from it into the assay buffer (sterile water, degassed with argon containing 100mM HEPES (pH 7.4), 10mM EDTA (pH7.4), 1mM phenol, 1mM reduced glutathione, 20mg/ml gelatin and 0.001mM Hematin). Once diluted the enzyme solution was then sonicated for 5 seconds (Branson sonicator, setting 4,
10 1cm tip) to ensure a homogeneous suspension. 155µl enzyme solution was then added to each well of a 96-well microtitre plate containing either 5µl test compound (40x required test concentration) or 5µl DMSO for controls. Plates were then mixed and incubated at room temperature for 1 hour. Following the incubation period, 40µl of 0.5µM arachidonic acid was added to each well to give
15 a final concentration of 0.1µM. Plates were then mixed and incubated for exactly 10 minutes (room temperature) prior to addition of 25µl 1M HCl (hydrochloric acid) to each well to stop the reaction. 25µl of 1M NaOH (sodium hydroxide) was then added to each well to neutralise the solution prior to determination of PGE₂ levels by enzyme immunoassay (EIA).
- 20 The following IC₅₀ value for inhibition of COX-2 and COX-1 were obtained from the microsomal assay for compounds of the invention:

Example No.	COX-2: IC ₅₀ (nM)	COX-1: IC ₅₀ (nM)
1	22	17,700

6. A compound as claimed in any of claims 1 to 5 wherein R^6 is selected from the group consisting of C_{1-6} alkyl (e.g. ethyl), phenyl or aminomethyl.

7. A compound as claimed in any of claims 1 to 6 wherein A is selected from



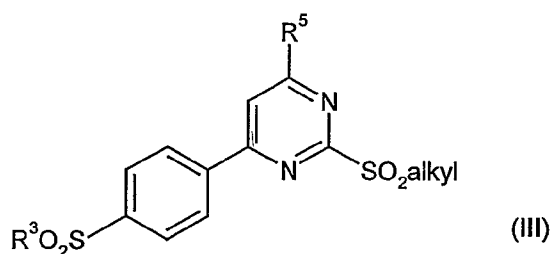
5 8. A compound as claimed in any of claims 1 to 7 wherein R^7 is halogen (e.g. F) or C_{1-6} alkoxy, such as C_{1-3} alkoxy (e.g. methoxy).

9. A compound as claimed in any of claims 1 to 8 wherein n is 1 to 3 (e.g. 1).

10 10. A compound of formula (I) as described in Example 1.

11. A process for the preparation of a compound of formula (I) or a pharmaceutically acceptable salt thereof as defined in any of claims 1 to 10 which comprises:

15 (A), reacting an amine $HNR^4(CR^1R^2)_n-A$ of formula (II) or a protected derivative thereof with a compound of formula (III)



and thereafter and if necessary,

20 (B), interconverting a compound of formula (I) into another compound of formula (I); and/or

(C), deprotecting a protected derivative of a compound of formula (I).

12. A pharmaceutical composition comprising a compound of formula (I) or a pharmaceutically acceptable salt thereof as defined in any one of claims 1 to 10 in admixture with one or more physiologically acceptable carriers or excipients.
- 5 13. A compound of formula (I) or a pharmaceutically acceptable salt thereof as defined in any one of claims 1 to 10 for use in human or veterinary medicine.
14. A method of treating a human or animal subject suffering from a condition which is mediated by COX-2 which comprises administering to said subject an effective amount of a compound of formula (I) or a pharmaceutically acceptable salt as defined in any one of claims 1 to 10.
- 10
15. A method of treating a human or animal subject suffering from an inflammatory disorder, which method comprises administering to said subject an effective amount of a compound of formula (I) or a pharmaceutically acceptable salt thereof as defined in any one of claims 1 to 10.
- 15
16. The use of a compound of formula (I) or a pharmaceutically acceptable salt thereof as defined in any one of claims 1 to 10 for the manufacture of a therapeutic agent for the treatment of a condition which is mediated by COX-2.
- 20 17. The use of a compound of formula (I) or a pharmaceutically acceptable salt thereof as defined in any one of claims 1 to 10 for the manufacture of a therapeutic agent for the treatment of an inflammatory disorder.

A. CLASSIFICATION OF SUBJECT MATTER IPC 7 C07D239/42 A61K31/505		
According to International Patent Classification (IPC) or to both national classification and IPC		
B. FIELDS SEARCHED		
Minimum documentation searched (classification system followed by classification symbols) IPC 7 A61K C07D		
Documentation searched other than minimum documentation to the extent that such documents are included in the fields searched		
Electronic data base consulted during the international search (name of data base and, where practical, search terms used) EPO-Internal, WPI Data		
C. DOCUMENTS CONSIDERED TO BE RELEVANT		
Category *	Citation of document, with indication, where appropriate, of the relevant passages	Relevant to claim No.
Y	WO 98 24782 A (AMGEN INC ; MANTLO NATHAN B (US); SPOHR ULRIKE D (US); MALONE MICHA) 11 June 1998 (1998-06-11) claims 1,29	1,13,16
Y	WO 01 38311 A (HARTLEY CHARLES DAVID ; PAYNE JEREMY JOHN (GB); PEGG NEIL ANTHONY) () 31 May 2001 (2001-05-31) page 1, line 5 - line 19 claims 1,11	1,13,16
Y,P	WO 01 58881 A (PAYNE JEREMY JOHN ; PEGG NEIL ANTHONY (GB); NAYLOR ALAN (GB); GLAXO) 16 August 2001 (2001-08-16) page 1, line 1 - line 19 claims 1,15	1,13,16
<input type="checkbox"/> Further documents are listed in the continuation of box C. <input checked="" type="checkbox"/> Patent family members are listed in annex.		
* Special categories of cited documents :		
A document defining the general state of the art which is not considered to be of particular relevance *E* earlier document but published on or after the international filing date *L* document which may throw doubts on priority claim(s) or which is cited to establish the publication date of another citation or other special reason (as specified) *O* document referring to an oral disclosure, use, exhibition or other means *P* document published prior to the international filing date but later than the priority date claimed		
T later document published after the international filing date or priority date and not in conflict with the application but cited to understand the principle or theory underlying the invention *X* document of particular relevance; the claimed invention cannot be considered novel or cannot be considered to involve an inventive step when the document is taken alone *Y* document of particular relevance; the claimed invention cannot be considered to involve an inventive step when the document is combined with one or more other such documents, such combination being obvious to a person skilled in the art. *&* document member of the same patent family		
Date of the actual completion of the international search 24 October 2002		Date of mailing of the international search report 31/10/2002
Name and mailing address of the ISA European Patent Office, P.B. 5818 Patentlaan 2 NL - 2280 HV Rijswijk Tel. (+31-70) 340-2040, Tx. 31 651 epo nl. Fax: (+31-70) 340-3016		Authorized officer Fanni, S

FURTHER INFORMATION CONTINUED FROM PCT/ISA/ 210

Continuation of Box I.1

Although claims 14 and 15 are directed to a method of treatment of the human/animal body, the search has been carried out and based on the alleged effects of the compound/composition.

Continuation of Box I.1

Claims Nos.: 14, 15

Rule 39.1(iv) PCT - Method for treatment of the human or animal body by therapy

INTERNATIONAL SEARCH REPORT

International application No.
PCT/GB 02/03601

Box I Observations where certain claims were found unsearchable (Continuation of item 1 of first sheet)

This International Search Report has not been established in respect of certain claims under Article 17(2)(a) for the following reasons:

1. Claims Nos.: 14, 15
because they relate to subject matter not required to be searched by this Authority, namely:
see FURTHER INFORMATION sheet PCT/ISA/210
2. Claims Nos.:
because they relate to parts of the International Application that do not comply with the prescribed requirements to such an extent that no meaningful International Search can be carried out, specifically:
3. Claims Nos.:
because they are dependent claims and are not drafted in accordance with the second and third sentences of Rule 6.4(a).

Box II Observations where unity of invention is lacking (Continuation of item 2 of first sheet)

This International Searching Authority found multiple inventions in this international application, as follows:

1. As all required additional search fees were timely paid by the applicant, this International Search Report covers all searchable claims.
2. As all searchable claims could be searched without effort justifying an additional fee, this Authority did not invite payment of any additional fee.
3. As only some of the required additional search fees were timely paid by the applicant, this International Search Report covers only those claims for which fees were paid, specifically claims Nos.:
4. No required additional search fees were timely paid by the applicant. Consequently, this International Search Report is restricted to the invention first mentioned in the claims; it is covered by claims Nos.:

Remark on Protest

The additional search fees were accompanied by the applicant's protest.

No protest accompanied the payment of additional search fees.

Information on patent family members

International Application No

PCT/GB 02/03601

Patent document cited in search report		Publication date	Patent family member(s)	Publication date
WO 9824782	A	11-06-1998	AU 735901 B2	19-07-2001
			AU 5525498 A	29-06-1998
			AU 733877 B2	31-05-2001
			AU 6012098 A	29-06-1998
			BG 103512 A	31-07-2000
			BG 103521 A	31-07-2000
			BR 9713850 A	29-02-2000
			BR 9713863 A	14-03-2000
			CN 1246857 A	08-03-2000
			CN 1246858 A	08-03-2000
			CZ 9902015 A3	17-11-1999
			CZ 9902016 A3	17-11-1999
			EP 0948496 A2	13-10-1999
			EP 0948497 A2	13-10-1999
			HU 0001140 A2	28-04-2001
			HU 0001698 A2	28-04-2001
			JP 2002514195 T	14-05-2002
			JP 2002514196 T	14-05-2002
			NZ 335992 A	28-09-2001
			NZ 335997 A	31-08-2001
			WO 9824782 A2	11-06-1998
			WO 9824780 A2	11-06-1998
			US 6420385 B1	16-07-2002
			US 6410729 B1	25-06-2002
			US 6096753 A	01-08-2000
			ZA 9710727 A	12-06-1998
			ZA 9710911 A	05-06-1998
			WO 0138311	A
BR 0015821 A	30-07-2002			
WO 0138311 A2	31-05-2001			
EP 1235812 A2	04-09-2002			
NO 20022470 A	18-07-2002			
WO 0158881	A	16-08-2001	AU 3203601 A	20-08-2001
			WO 0158881 A1	16-08-2001